



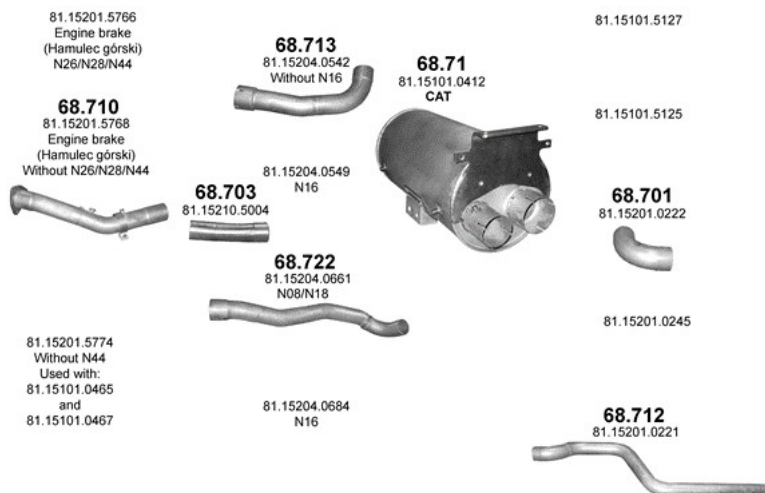
POLMO	ALU	CHR	OE
99.00		380	
99.03		380	

**CATALYTIC CONV. EURO IV - OVAL - PETROL 1.0-1.2 - HP, kW, ccm**



POLMO	ALU	CHR	OE
99.01		280	
99.04		280	

**CATALYTIC CONV. EURO III - OVAL - PETROL 1.0-1.2 - HP, kW, ccm**




POLMO	ALU	CHR	OE
68.701	30		81.15201.0222
68.703	80		81.15210.5004

68.71	5000		81.15101.0378 81.15101.0388 81.15101.0412
68.710	100		81.15201.5764 81.15201.5768
68.712	150		81.15201.0221
68.713	50		81.15204.0542
68.722	75		81.15204.0661

**MAN TGM 6.9 (Diesel) Samochód skrzyniowy (Rigid) 9/2005 - 240-280-326HP, 176-206-240kW, 6871ccm**

**MAN TGM 6.9 (Diesel) Sam. skrzyniowy/Wywrotka 9/2005 - 250-290-340HP, 184-213-250kW, 6871ccm**



POLMO	ALU	CHR	OE
68.701	30		81.15201.0222
68.702	30		81.15201.0223
68.703	80		81.15210.5004
68.71	5000		81.15101.0378 81.15101.0388 81.15101.0412
68.710	100		81.15201.5764 81.15201.5768
68.712	150		81.15201.0221

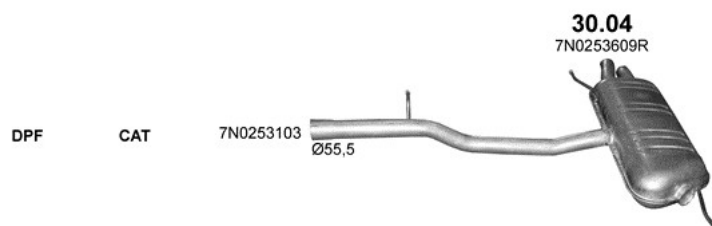
**MAN TGL 6.9 (Diesel) Sam. skrzyniowy/Wywrotka 3/2005 - 250HP, 184kW, 6871ccm**



POLMO	ALU	CHR	OE
59.09	210		18302753117

**MINI CLUBMAN ONE 1.4 KOMBI 3/2009 - 2/2010 95HP, 70kW, 1397ccm**  
**MINI CLUBMAN COOPER 1.6 KOMBI 3/2010 - 12/2015 116-122HP, 85-90kW, 1598ccm**  
**MINI CLUBMAN ONE 1.6 KOMBI 3/2010 - 12/2015 98HP, 72kW, 1598ccm**  
**MINI CLUBVAN COOPER 1.6 12/2012 - 12/2015 122HP, 90kW, 1598ccm**  
**MINI CLUBVAN ONE 1.6 12/2012 - 12/2015 98HP, 72kW, 1598ccm**  
**MINI COOPER 1.6 HATCHBACK 9/2006 - 11/2013 116-120HP, 85-88kW, 1598ccm**  
**MINI COOPER 1.6 CABRIO 10/2007 - 12/2014 116HP, 85kW, 1598ccm**

---



POLMO	ALU	CHR	OE
30.04	295		7N0253609R

**SEAT ALHAMBRA 2.0 D (Diesel) 6/2010 - 115-136-140-170-177HP, 85-100-103-125-130kW, 1968ccm**  
**VOLKSWAGEN SHARAN 2.0 D (Diesel) 6/2010 - 115-136-140-170-177HP, 85-100-103-125-130kW, 1968ccm**

---



POLMO	ALU	CHR	OE
04.229	60		17410-0Q060
04.231	120		17230-0Q060 B000765880

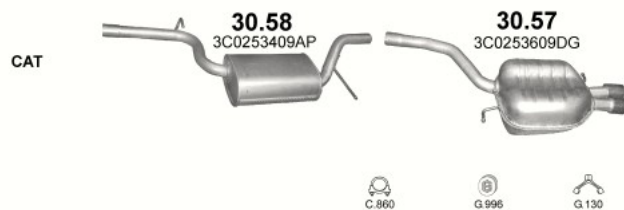
**CITROEN C1 1.0 4/2014 - 69HP, 51kW, 998ccm**  
**PEUGEOT 108 1.0 4/2014 - 69HP, 51kW, 998ccm**  
**TOYOTA AYG0 1.0 5/2014 - 69HP, 51kW, 998ccm**

---




POLMO	ALU	CHR	OE
08.00	70		1681561
08.17	210		1440319

**FORD GALAXY 2.0 D (Diesel) 3/2010 - 115-136-140-163HP, 85-100-103-120kW, 1997ccm**  
**FORD MONDEO 2.0 D (Diesel) HATCHBACK, SEDAN, KOMBI 3/2010 - 115-136-140-163HP, 85-100-103-120kW, 1997ccm**  
**FORD S-MAX 2.0 D (Diesel) 3/2010 - 115-136-140-163HP, 85-100-103-120kW, 1997ccm**



POLMO	ALU	CHR	OE
30.57	295		3C0253609DG 3C0253609R
30.58	125	250	3C0253409AP 3C0253409M

**VOLKSWAGEN PASSAT 1.8 SEDAN, KOMBI, COUPE 11/2010 - 2015 152-160HP, 112-118kW, 1390ccm**



POLMO	ALU	CHR	OE
68.106	140		81.15201.0224
68.701	30		81.15201.0222
68.703	80		81.15210.5004
68.710	100		81.15201.5764 81.15201.5768
68.713	50		81.15204.0542
68.717	70		81.15205.2046
68.722	75		81.15204.0661

**MAN TGM 6.9 (Diesel) Sam. skrzyniowy/Wywrotka 9/2005 - 250-290-340HP, 184-213-250kW, 6871ccm**

---



POLMO	ALU	CHR	OE
99.02		240	
99.05		240	

**CATALYTIC CONV. EURO II - OVAL - PETROL 1.0-1.2 - HP, kW, ccm**

---